

Batch Uploading Feedback

Richard Lilleker
E-learning Technologist
Middlesbrough College

Scot-BUC

Scottish Blackboard Users' Group

m c
middlesbrough college

Overview

To provide an overview of the **Batch Upload Feedback Building Block**

- History of the Tool
- Key Features and How It Works
- Live Demonstration
- Development Process
- Transitions
- Uptake
- Move to 9.1, Service Pack Updates and Tool Roadmap
- Questions

History of the Tool

- Online assessment becoming increasingly popular
 - Financial Reasons
 - Environmental Reasons
 - Easily auditable
 - Convenience to staff and learners
- Blackboard's Assignment Tool and Grade Centre
 - Effective method of submitting work and providing electronic grades/feedback, but...

Multiply by 50 = Time Consuming

History of the Tool

- Rolled out at Middlesbrough College in December 2010
- Originally developed at Teesside University
- Enhancement Request
- Facilitate the upload of assignment feedback in batches
 - Time saving
 - Intuitive
- Compulsory electronic feedback

Key Features

Fully integrated **Course Tool**

- Upload Feedback Files in Batches
- Advanced Options for Groups
- Download Student Submissions
- Generate Templates
- Enter Grades and Text Feedback
- Send Email Notification

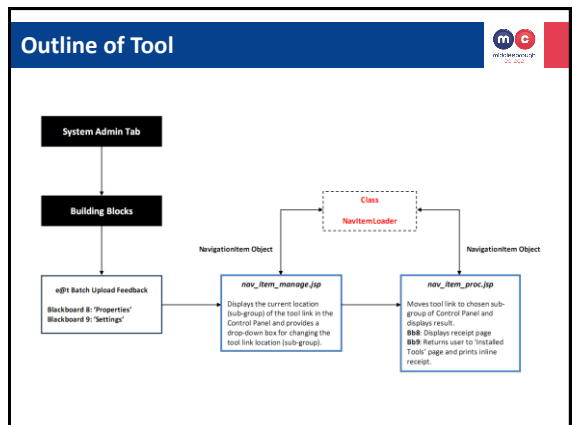
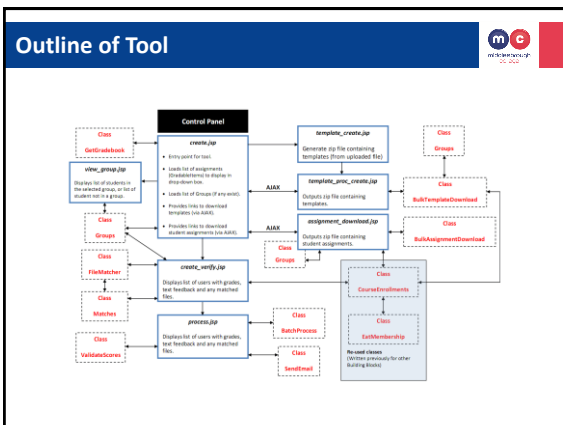
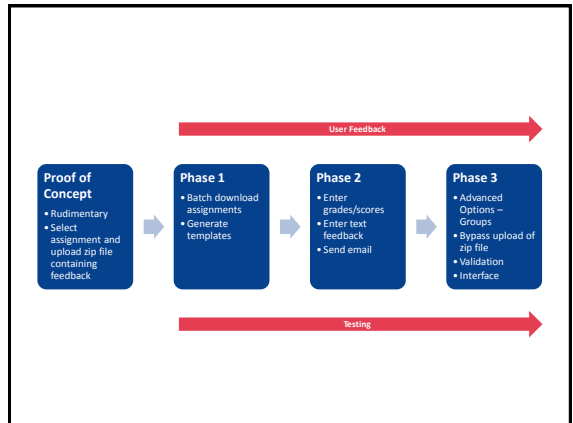
How It Works (In a nutshell!)

- User selects assignment
- Tool gets contents of uploaded zip file
- Relies on filenames being prefixed with unique student number
 - m0123456_Richard_Lilleker_Feedback.docx**
- Tool matches files to students
- Saves files, grades and text feedback to the assignment 'attempt' in Grade Centre

Demonstration

Development Process

- Initially developed for Blackboard Academic Suite (Release 8)
- Iterative development process
 - Continuous testing
- Rapid prototyping
- User feedback
 - Feature requests
 - Added during each iteration
- Timescale
 - Approximately 3 months
- Tools
 - Eclipse IDE for Java EE Developers
 - Blackboard API (JAR Files)
 - Tag Libraries to maintain Blackboard 'look & feel'



Problems Encountered



- Manifest Permissions
- Loading and persisting Grade Centre Data
- Filenames
 - ASCII Character Filtering
 - Duplicate filenames
 - Various combinations
- Working with undocumented Grade Centre API
- Trial and error!

Bug Fixing



- Bugs discovered during development as a result of continuous testing process
- 6 months after initial rollout at Teesside
 - Minor modifications
 - Advanced error checking and reporting
 - Unicode Filter to strip out non-ASCII characters
 - Generate list of files uploading by blocked users
 - After rollout at Middlesbrough College
 - Issue with spaces in names of files submitted by students

Transitions: Platform



Transitions: Platform



- Some modifications to ensure compatibility
- Referred to Developer Release Notes
- Some API changes
 - Mainly undocumented APIs affected
 - BbServiceManager deprecations
- New tag libraries (bbNG)
- Stricter CSS
- Lack of documentation at the time resulted in trial and error approach

Transitions: Institutional



- Worked 'out of the box'
- Modified to accommodate different format of unique student numbers
- Terminology changes in user interface
 - Student = Learner
 - Module = Course

Transitions: Institutional



Teesside University Middlesbrough College

• i6012229
 • m0123456
 • w01234
 • k0123456
 • a0123456
 • 10123456 (Rare)

```
Pattern fileNamePat = Pattern.compile("[a-zA-Z](\\d{7})(_?\\w+\\s+)?+.(\\w)*");
```



```
Pattern fileNamePat = Pattern.compile("[0-9]{1}([kam])(\\d{7})([\\w\\d{5}])(_?\\w+\\s+)?+.(\\w)*");
```

Uptake



- Widely accepted Course Tool
- Lots of interest due to time saving aspect
 - 2 hours saved for class of 30 students
- Increased popularity of assignment tool and use of electronic feedback
- Continuous user feedback on tool
 - Suggestions for improvement
- Preferred over Blackboard Grade Centre
 - Quicker
 - Assignment file downloads have meaningful names which allow teaching staff to easily identify students' work

Move to 9.1 - Impact



- Some features of tool didn't work:
 - Assignment Downloads
 - Persisting Grades
- Changes to the API
 - Differs between Service Packs: Testing Required!
- Tool required some modifications
- Very little time to fix issues and test!
- Modifications made and re-deployed (with fixes) due to demand
 - 2 weeks after upgrade to 9.1

9.1 – A few screenshots



4. Upload Feedback

Upload the zip file containing your marker feedback.

You will get the opportunity to enter grades and give feedback on the next page.

Learned Feedback Zip File To Upload

Do not upload files as feedback

If you do not want to upload feedback files, hit the 'No' button.

Learned Feedback Zip File To Upload

Detected File

File Name

bb-Feedback-Assignment_2_PL1-65642011-160348.zip

Use of bbNG:textbox

Allows use of VTBE features such as spell checker

Use of bbNG:filePicker

Making It Generic...



- Requests from other institutions
- Unique method of identifying students differs
- Added 'Configure Tool' option to Building Block Settings
- Allows institutions to set the regular expression for matching files to students

Configure Tool

Use this page to configure the Blackboard Feedback Tool. The tool will not work until it is configured.

Remember to save the tool, your feedback must have a unique name to identify each user. The tool uses regular expressions to match file names with their unique

includes a required field

1. Set Regular Expression

Enter the Regular Expression that will be used to match the file name to each user. The Regular Expression should match the format of your unique user identifier.

Be sure to test your regular expression with a unique user name.

Regular Expression

Tool Roadmap



- Re-design workflow
- Incorporate link to tool directly from Grade Centre
- Anonymous Marking

Questions?

Richard Lilleker
Middlesbrough College
r.lilleker@mbro.ac.uk

